




Counter Balance Setup

A precise counter balance setup is important to the performance of your ski's engine. Matching the crankshaft and balance shaft to one another keeps the engine's vibration to a minimum. Although the process is fairly simple, there have been a lot of questions on what an accurate counter balance should look like. Below are two steps to ensure your crankshaft and balance shaft are properly aligned:

1. First, make sure the counter weight on the gear side is facing the larger part of the crankshaft web





SBT, Inc.

1401 N Myrtle Avenue Clearwater, FL 33755

1.877.330.0231



2. Next, look at the hash marks on the crank gear to make sure it matches up with the divot on the counter weight.



SBT, Inc.
1401 N Myrtle Avenue Clearwater, FL 33755
1.877.330.0231